

Report No.: 7

Test Time: 07.12.2017 10:48

Luminaire Property

Luminaire Manufacturer: FAROS

Lamp Description: FP 150 50W Refond 130-140Lm 5000K 90x90 Lense

Luminous Length (mm): 200

Luminous Width (mm): 118

Voltage: 231.5 V

Current: 0.213 A

Power: 48.34 W

Power Factor: 0.976

Photometric Results

CIE Class: Direct

Measurement Flux: 5561.8 lm

Downward Ratio: 100%

Total Rated Lamp Lumens: 5561.8 lm

Efficiency: 100%

Upward Ratio: 0%

Field Angle(C0/C180,C90/C270,C45/C225,C135/315): 120.1, 120.1, 131.9, 132.0

Beam Angle(C0/C180,C90/C270,C45/C225,C135/315): 86.2, 86.5, 95.0, 95.0

Luminaire Efficacy Rating (LER): 115.11

Central Intensity: 2156 cd

Max. Intensity: 2932.23 cd

Pos of Max. Intensity: H135 V36

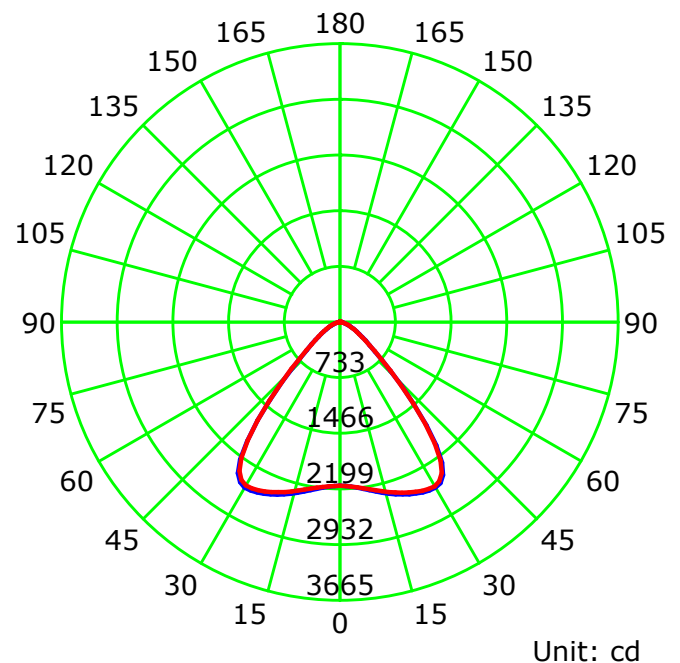
S/MH(C0/C180): 1.52

S/MH(C90/C270): 1.51

Picture Of Luminaire



Luminous Intensity Distribution Curve



— C0-C180 — C90-C270

C Plane (°):0.0-360.0: 22.5

Test Lab:

Test Type: TYPE C

Temperature:

Operator:

Gamma Plane (°):0.0-180.0:2.0

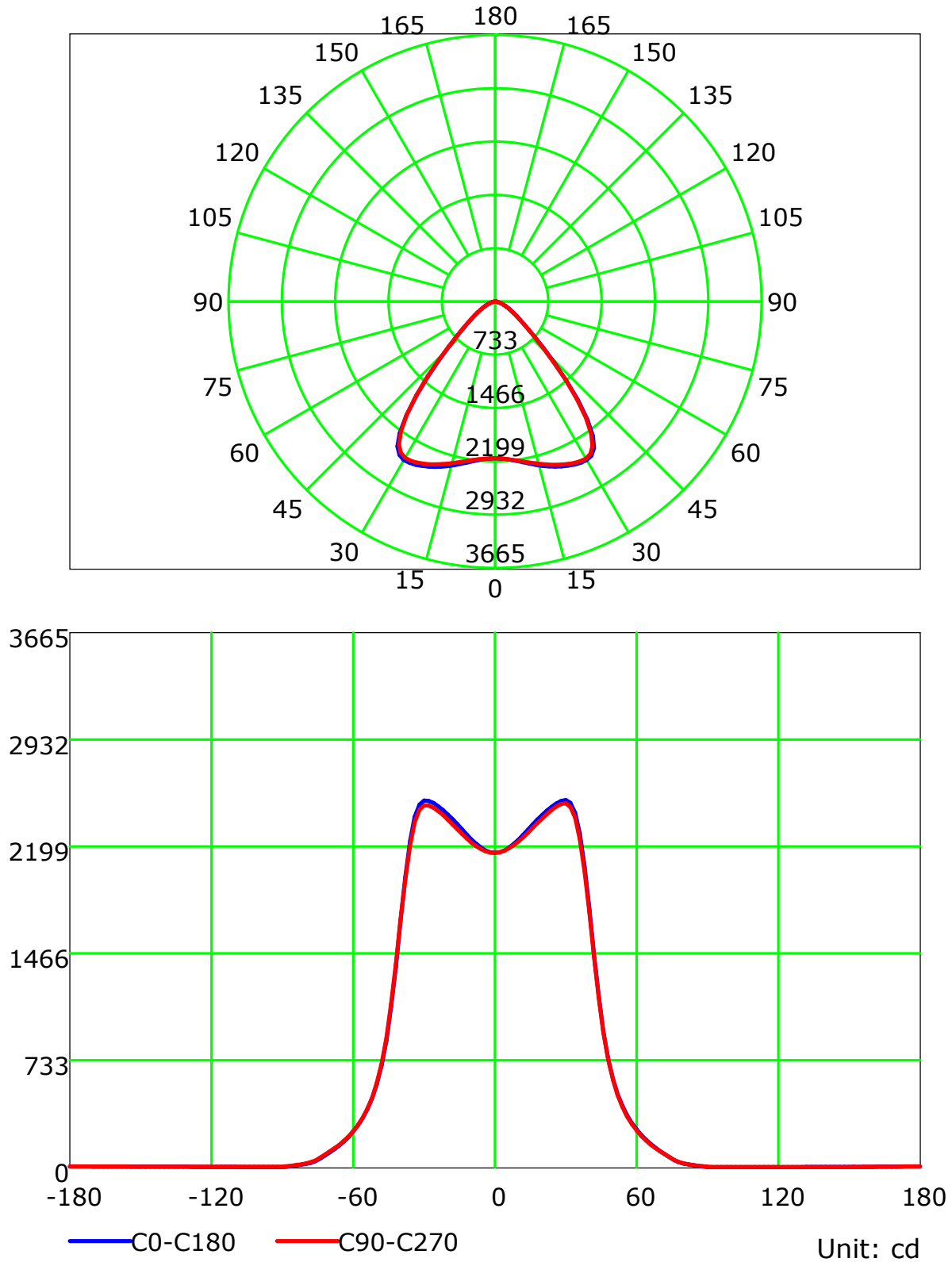
Test Device: LSG-1800B

Distance: 12.606 m

Humidity:

Inspector:

Luminous Intensity Distribution Curve



C Plane (°):0.0-360.0: 22.5

Test Lab:

Test Type: TYPE C

Temperature:

Operator:

Gamma Plane (°):0.0-180.0:2.0

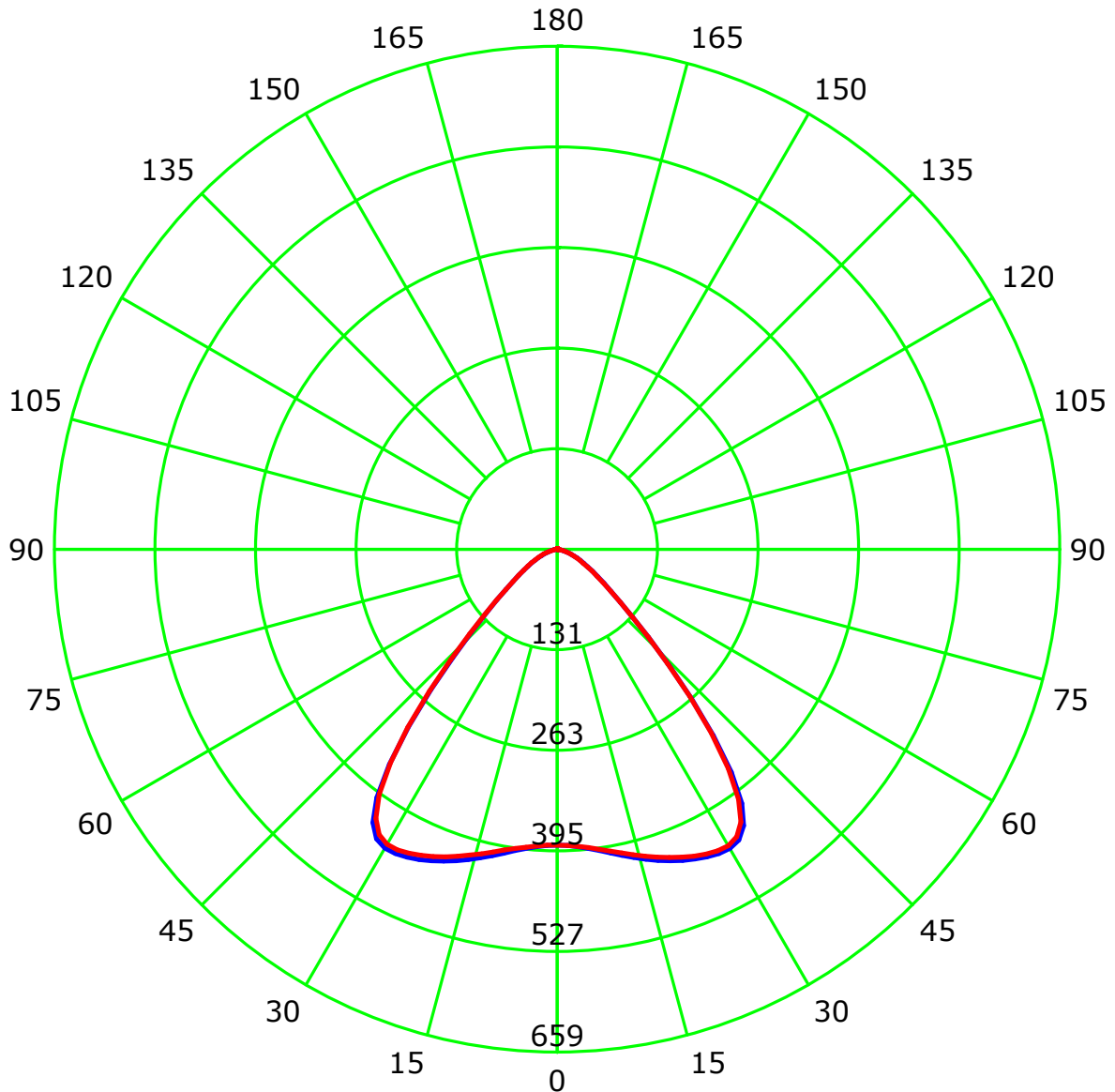
Test Device: LSG-1800B

Distance: 12.606 m

Humidity:

Inspector:

Luminous Intensity Distribution Curve(cd/klm)



cd/klm

C0-C18FP 150 50W Refond 130-140Lm 5000K 90x90 Lense

C90-C270

I_c=100%

C Plane (°):0.0-360.0: 22.5

Test Lab:

Test Type: TYPE C

Temperature:

Operator:

Gamma Plane (°):0.0-180.0:2.0

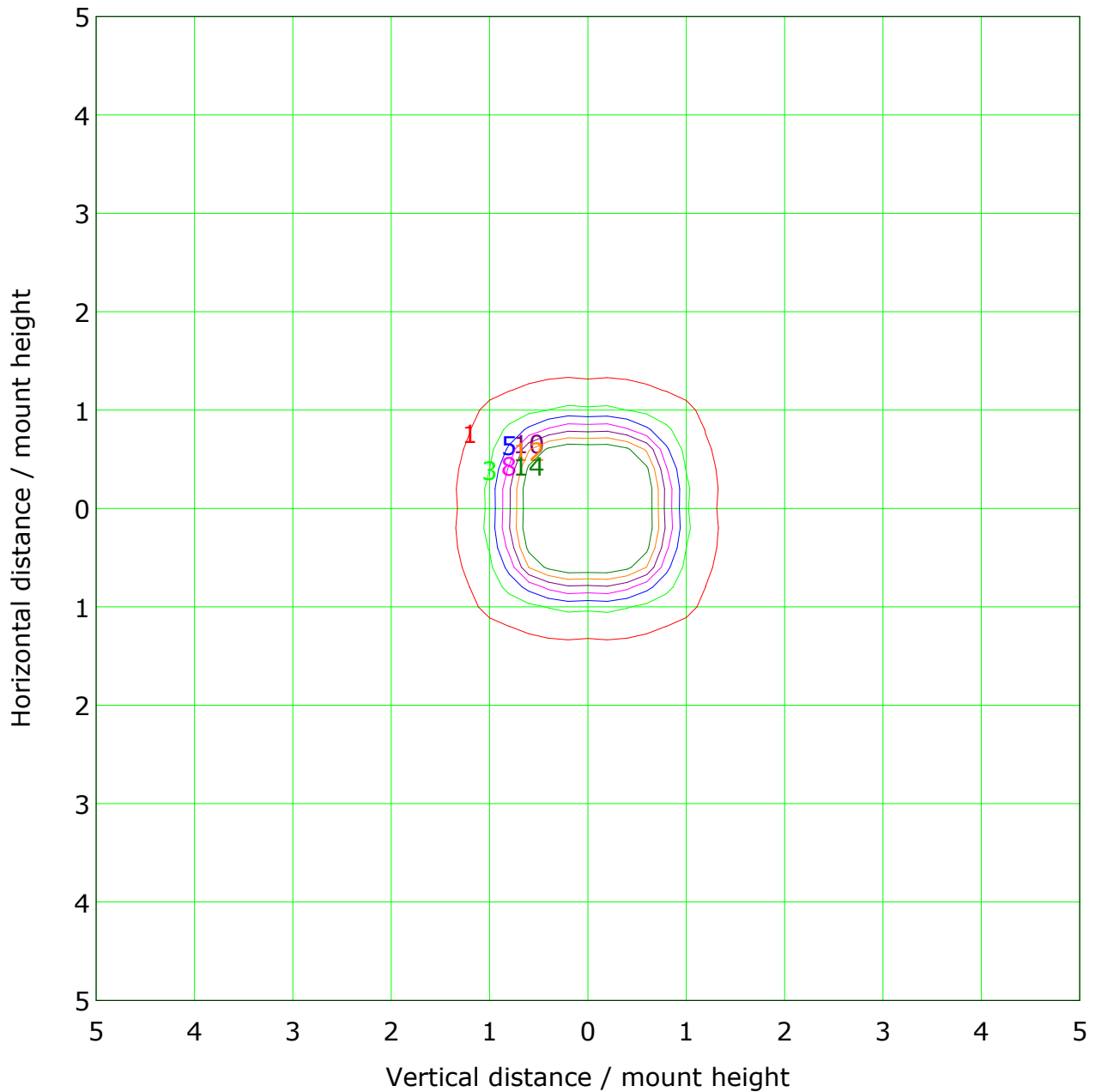
Test Device: LSG-1800B

Distance: 12.606 m

Humidity:

Inspector:

IsoLux Plot



Mounting Height: 10.0m		Max Lux(100%): 21.6 lx	
(5%):	1.1 lx	(15%):	3.2 lx
(25%):	5.4 lx	(35%):	7.6 lx
(45%):	9.7 lx	(55%):	11.9 lx
(65%):	14.0 lx		

C Plane (°):0.0-360.0: 22.5

Test Lab:

Test Type: TYPE C

Temperature:

Operator:

Gamma Plane (°):0.0-180.0:2.0

Test Device: LSG-1800B

Distance: 12.606 m

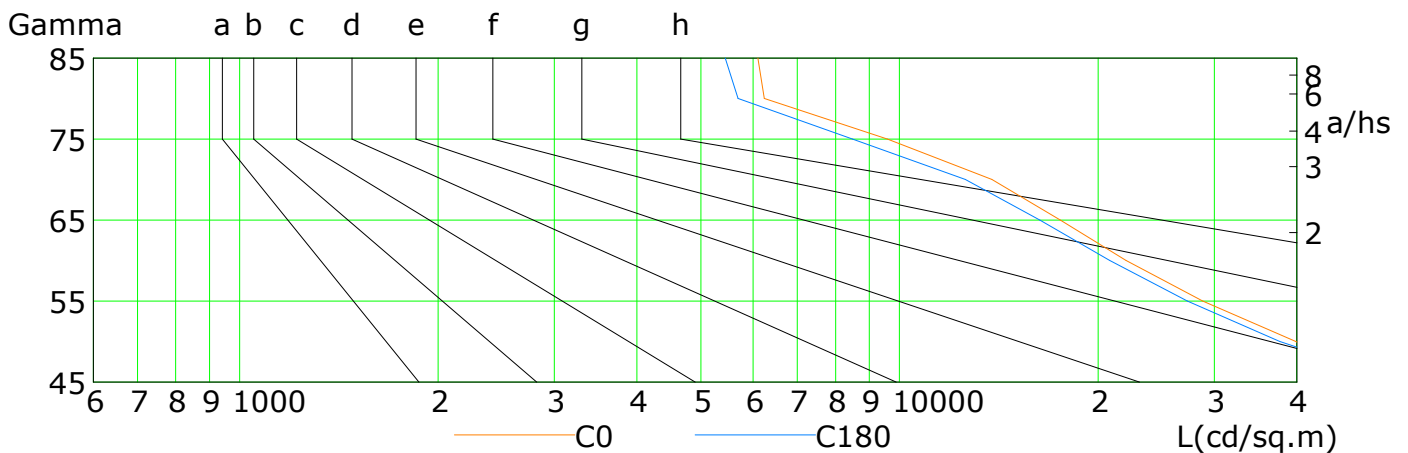
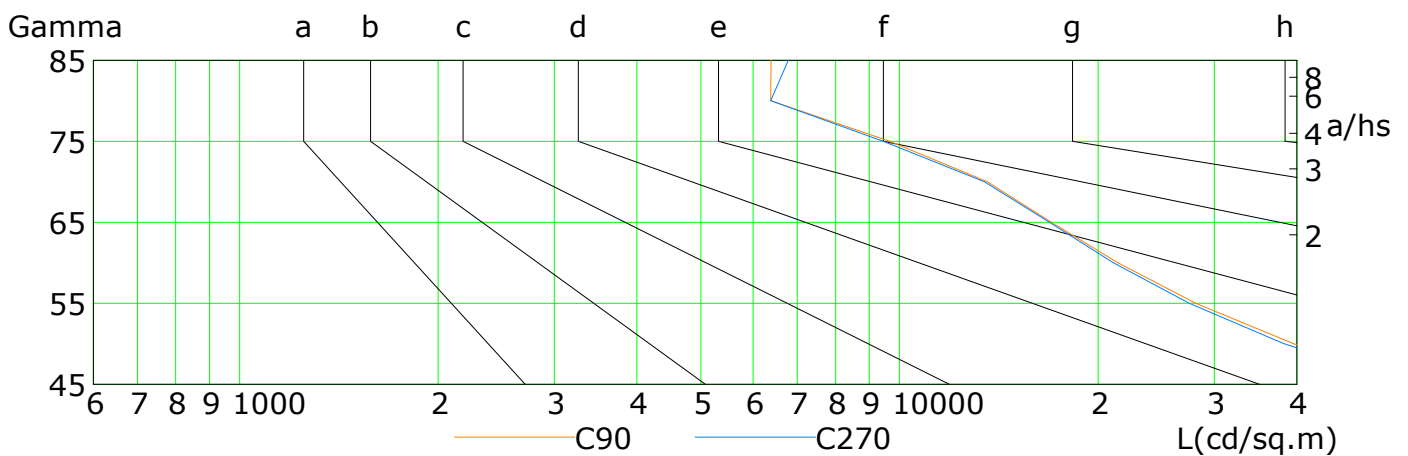
Humidity:

Inspector:

Lum Limit Curve

Dazzle	Quality	Illuminance (lx)							
1.15	A	2000	1000	500	<=300				
1.50	B		2000	1000	500	<=300			
1.85	C			2000	1000	500	<=300		
2.20	D				2000	1000	500	<=300	
2.55	E					2000	1000	500	<=300

a b c d e f g h



L(cd/sq.m)	G45	G50	G55	G60	G65	G70	G75	G80	G85
C0	62909	39861	28815	22047	17533	13803	9594	6242	6104
C90	62507	39545	28136	21404	16994	13581	9664	6383	6388
C180	59058	37687	27325	20811	16318	12576	8494	5690	5445
C270	60258	38248	27505	21075	16872	13437	9452	6383	6782

C Plane (°):0.0-360.0: 22.5

Test Lab:

Test Type: TYPE C

Temperature:

Operator:

Gamma Plane (°):0.0-180.0:2.0

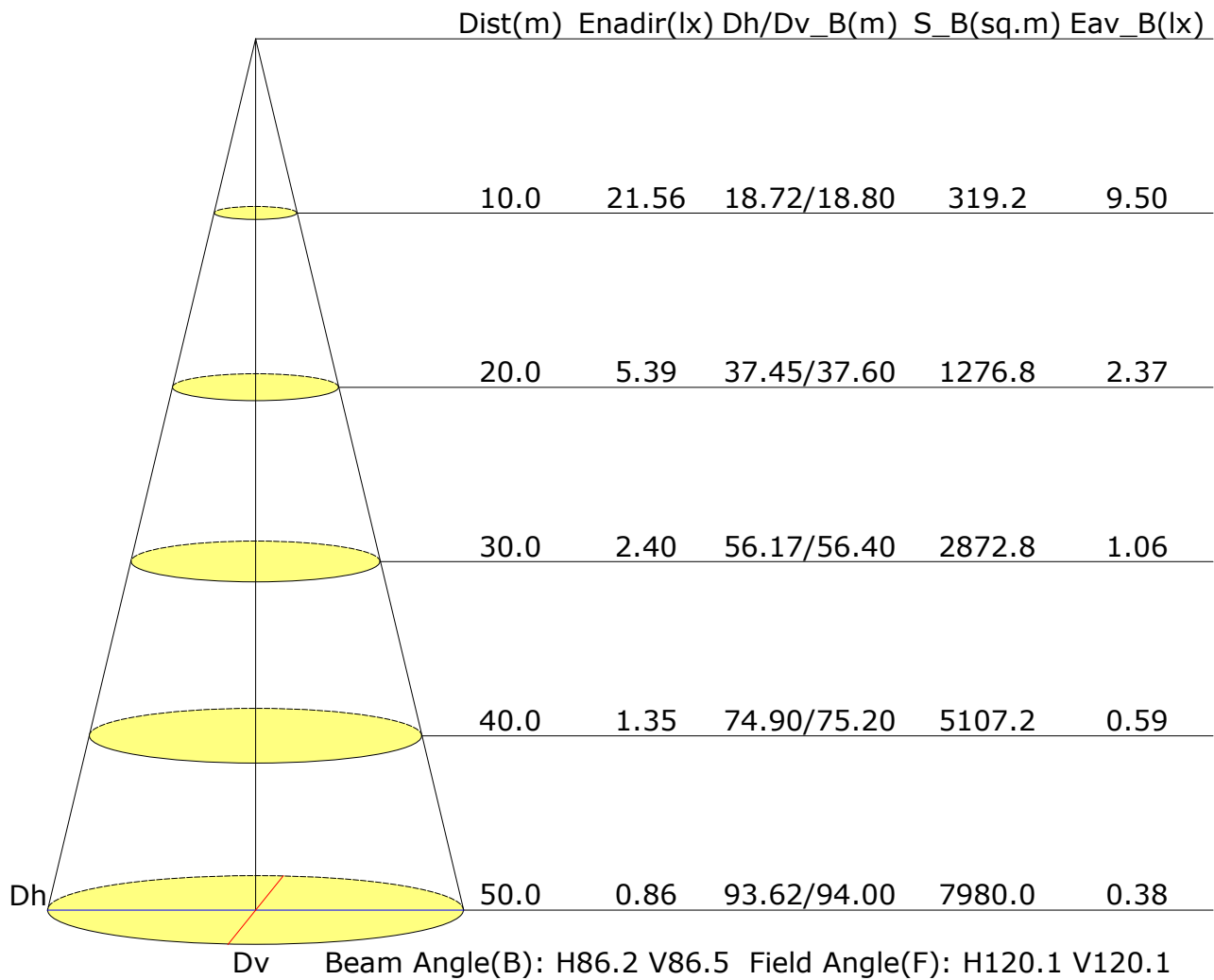
Test Device: LSG-1800B

Distance: 12.606 m

Humidity:

Inspector:

Illuminance at a Distance



C Plane (°):0.0-360.0: 22.5

Test Lab:

Test Type: TYPE C

Temperature:

Operator:

Gamma Plane (°):0.0-180.0:2.0

Test Device: LSG-1800B

Distance: 12.606 m

Humidity:

Inspector: