

Report No.: 1

Test Time: 01.12.2017 11:26

Luminaire Property

Luminaire Manufacturer: FAROS
 Lamp Description: FP 150 95W 5000K
 Luminous Width (mm): 181
 Current: 0.414 A
 Power Factor: 0.971

Luminous Length (mm): 418
 Voltage: 231.4 V
 Power: 93.08 W

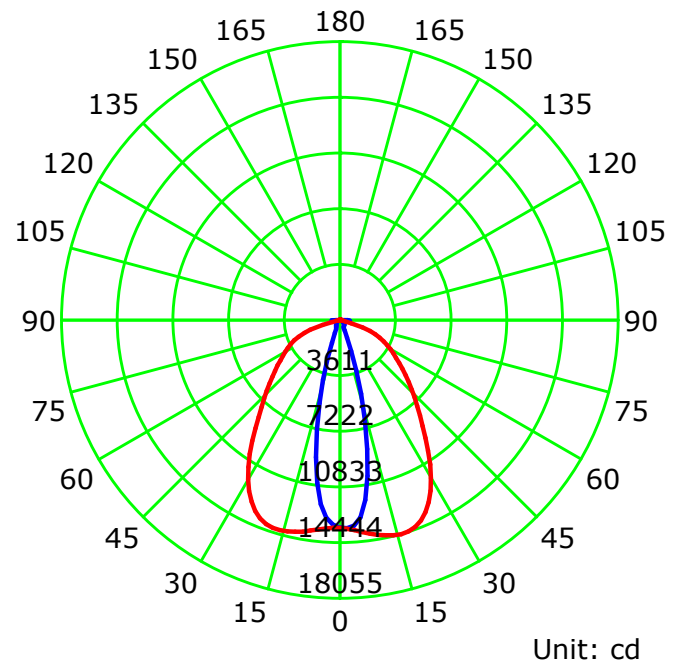
Photometric Results

CIE Class: Direct
 Measurement Flux: 11161.4 lm
 Downward Ratio: 99%
 Field Angle(C0/C180,C90/C270,C45/C225,C135/315): 42.4, 145.7, 56.1, 56.0
 Beam Angle(C0/C180,C90/C270,C45/C225,C135/315): 26.6, 86.5, 35.7, 35.8
 Luminaire Efficacy Rating (LER): 119.96
 Max. Intensity: 14444.66 cd
 S/MH(C0/C180): 0.45
 Total Rated Lamp Lumens: 11161.4 lm
 Efficiency: 100%
 Upward Ratio: 1%
 Central Intensity: 13465.57 cd
 Pos of Max. Intensity: H90 V16
 S/MH(C90/C270): 1.26

Picture Of Luminaire



Luminous Intensity Distribution Curve

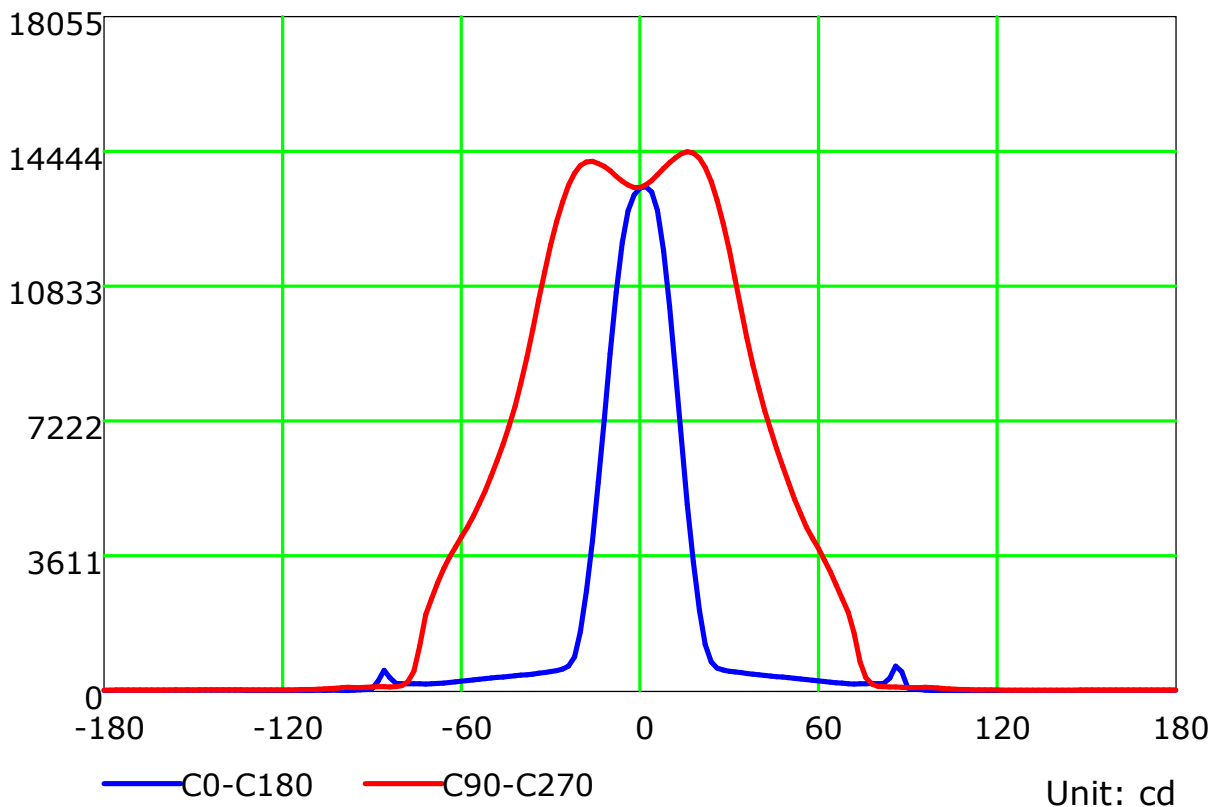
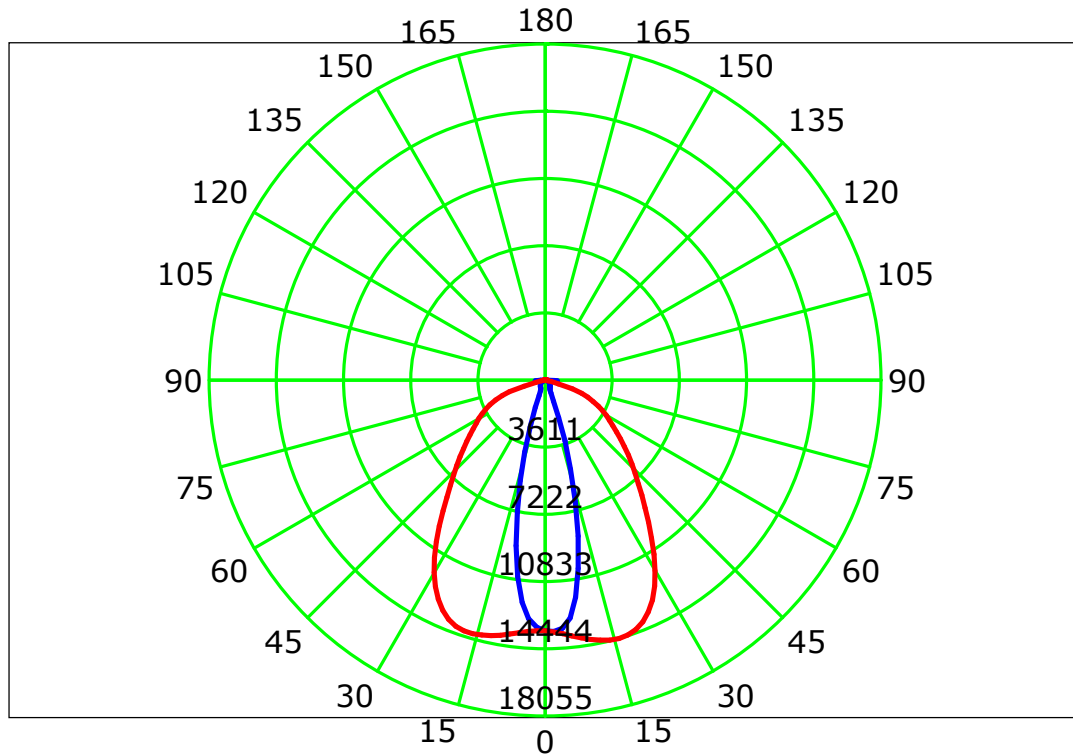


— C0-C180 — C90-C270

C Plane (°):0.0-360.0: 22.5
 Test Lab:
 Test Type: TYPE C
 Temperature:
 Operator:

Gamma Plane (°):0.0-180.0:2.0
 Test Device: LSG-1800B
 Distance: 12.606 m
 Humidity:
 Inspector:

Luminous Intensity Distribution Curve



C Plane (°):0.0-360.0: 22.5

Test Lab:

Test Type: TYPE C

Temperature:

Operator:

Gamma Plane (°):0.0-180.0:2.0

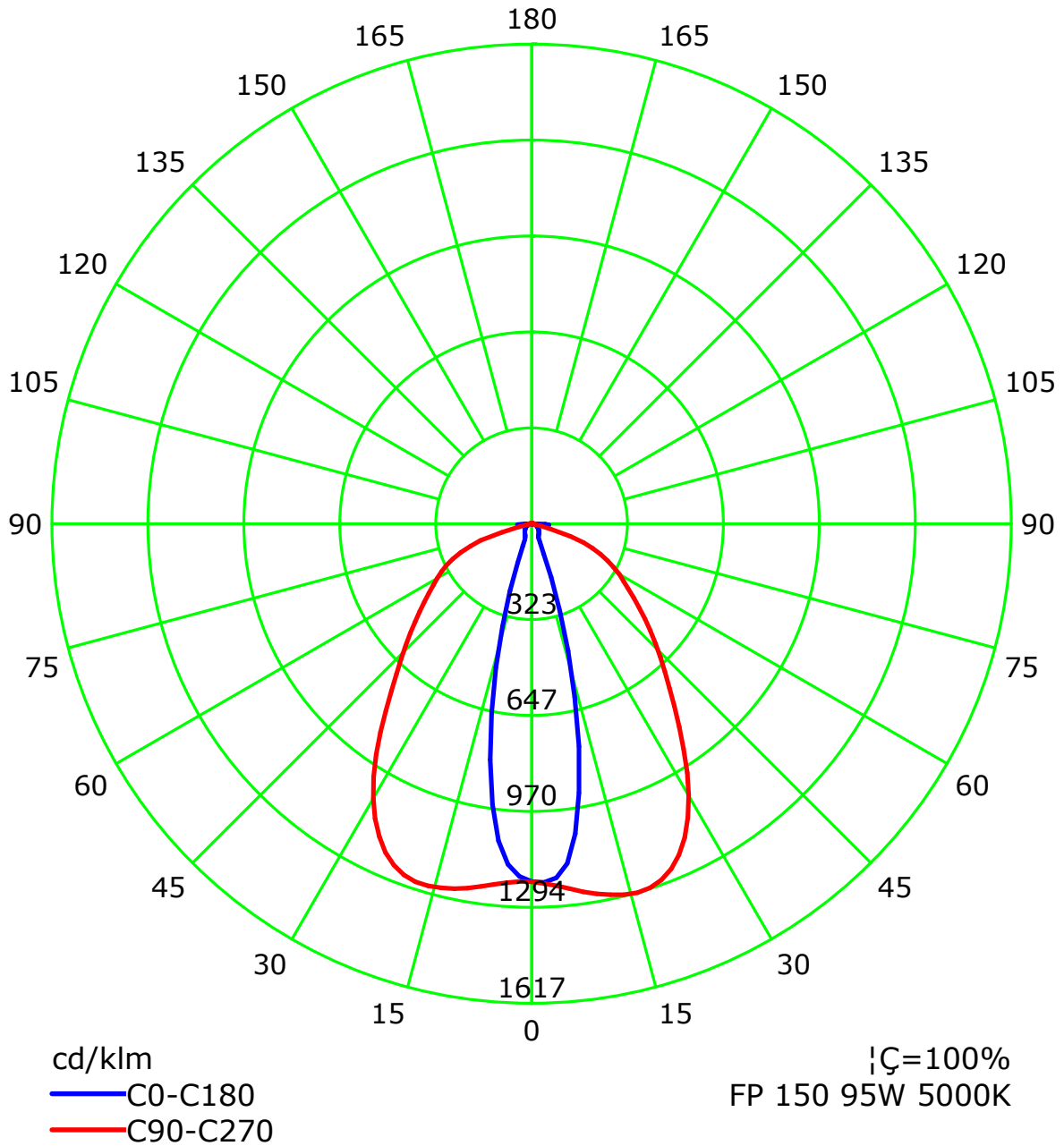
Test Device: LSG-1800B

Distance: 12.606 m

Humidity:

Inspector:

Luminous Intensity Distribution Curve(cd/klm)



C Plane (°):0.0-360.0: 22.5

Test Lab:

Test Type: TYPE C

Temperature:

Operator:

Gamma Plane (°):0.0-180.0:2.0

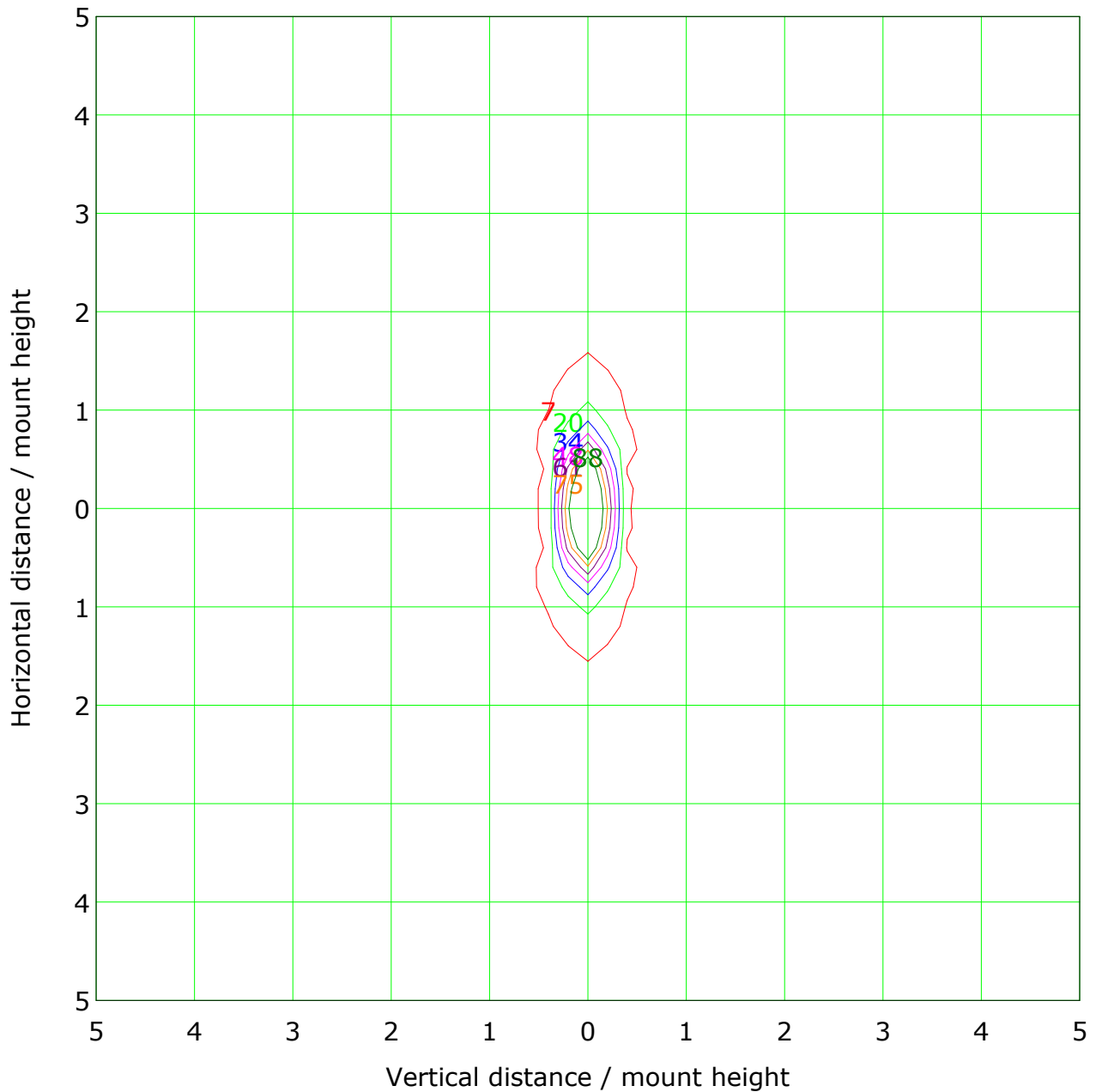
Test Device: LSG-1800B

Distance: 12.606 m

Humidity:

Inspector:

IsoLux Plot



Mounting Height: 10.0m		Max Lux(100%): 135.9 lx	
(5%):	6.8 lx	(15%):	20.4 lx
(25%):	34.0 lx	(35%):	47.6 lx
(45%):	61.2 lx	(55%):	74.8 lx
(65%):	88.4 lx		

C Plane (°):0.0-360.0: 22.5

Test Lab:

Test Type: TYPE C

Temperature:

Operator:

Gamma Plane (°):0.0-180.0:2.0

Test Device: LSG-1800B

Distance: 12.606 m

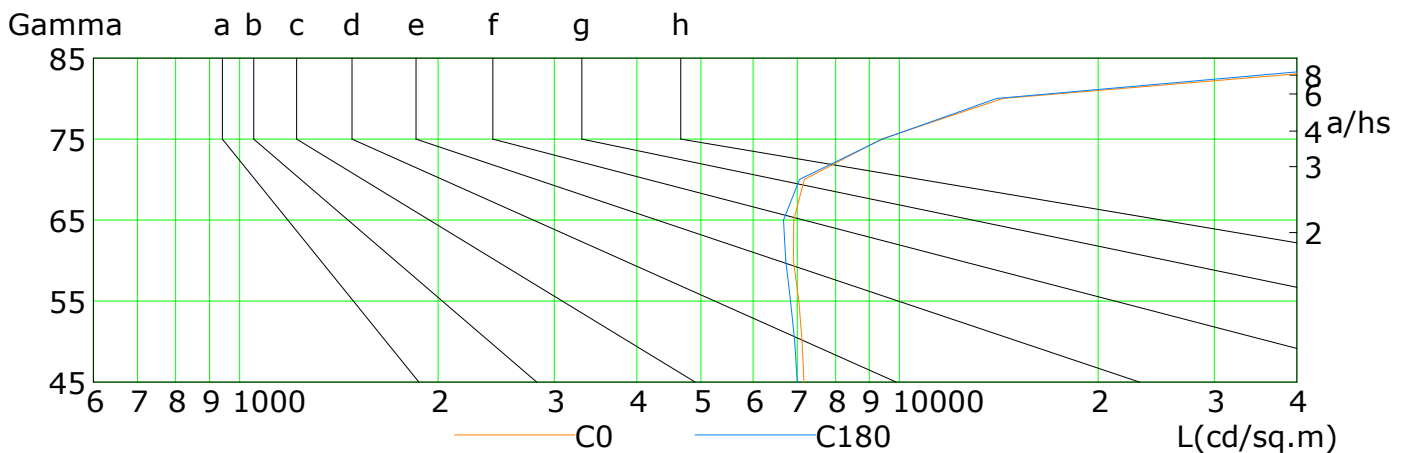
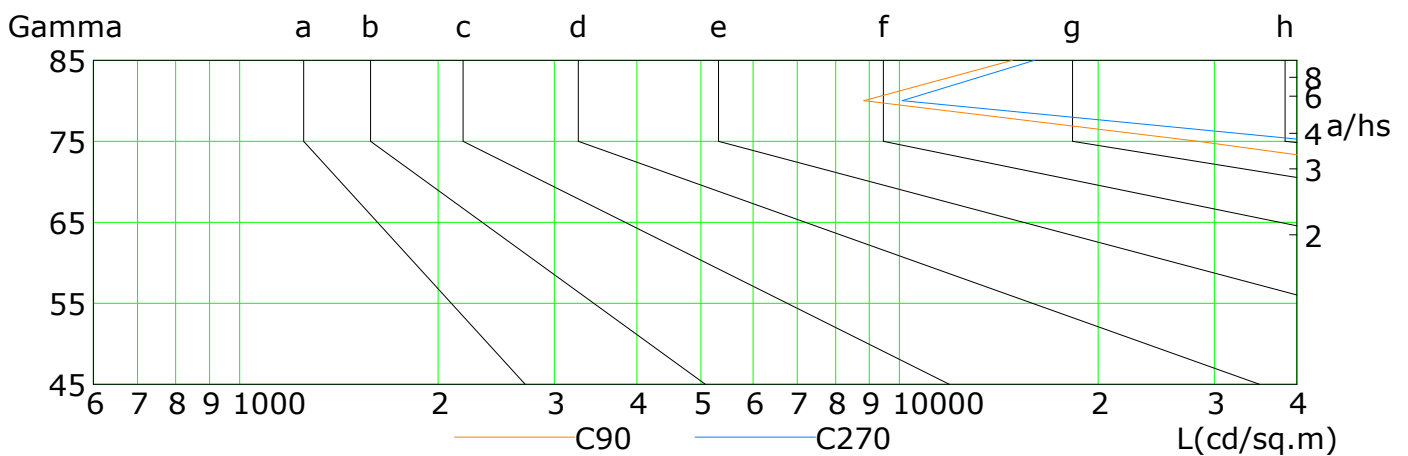
Humidity:

Inspector:

Lum Limit Curve

Dazzle	Quality	Illuminance (lx)							
1.15	A	2000	1000	500	<=300				
1.50	B		2000	1000	500	<=300			
1.85	C			2000	1000	500	<=300		
2.20	D				2000	1000	500	<=300	
2.55	E					2000	1000	500	<=300

a b c d e f g h



L(cd/sq.m)	G45	G50	G55	G60	G65	G70	G75	G80	G85
C0	7167	7120	7036	6904	6914	7175	9385	14333	75766
C90	125812	114388	105236	100723	94155	81080	28357	8830	14830
C180	7001	6935	6834	6727	6673	7052	9423	14044	67963
C270	127937	118038	111604	108667	106945	95127	43636	10094	16024

C Plane (°):0.0-360.0: 22.5

Test Lab:

Test Type: TYPE C

Temperature:

Operator:

Gamma Plane (°):0.0-180.0:2.0

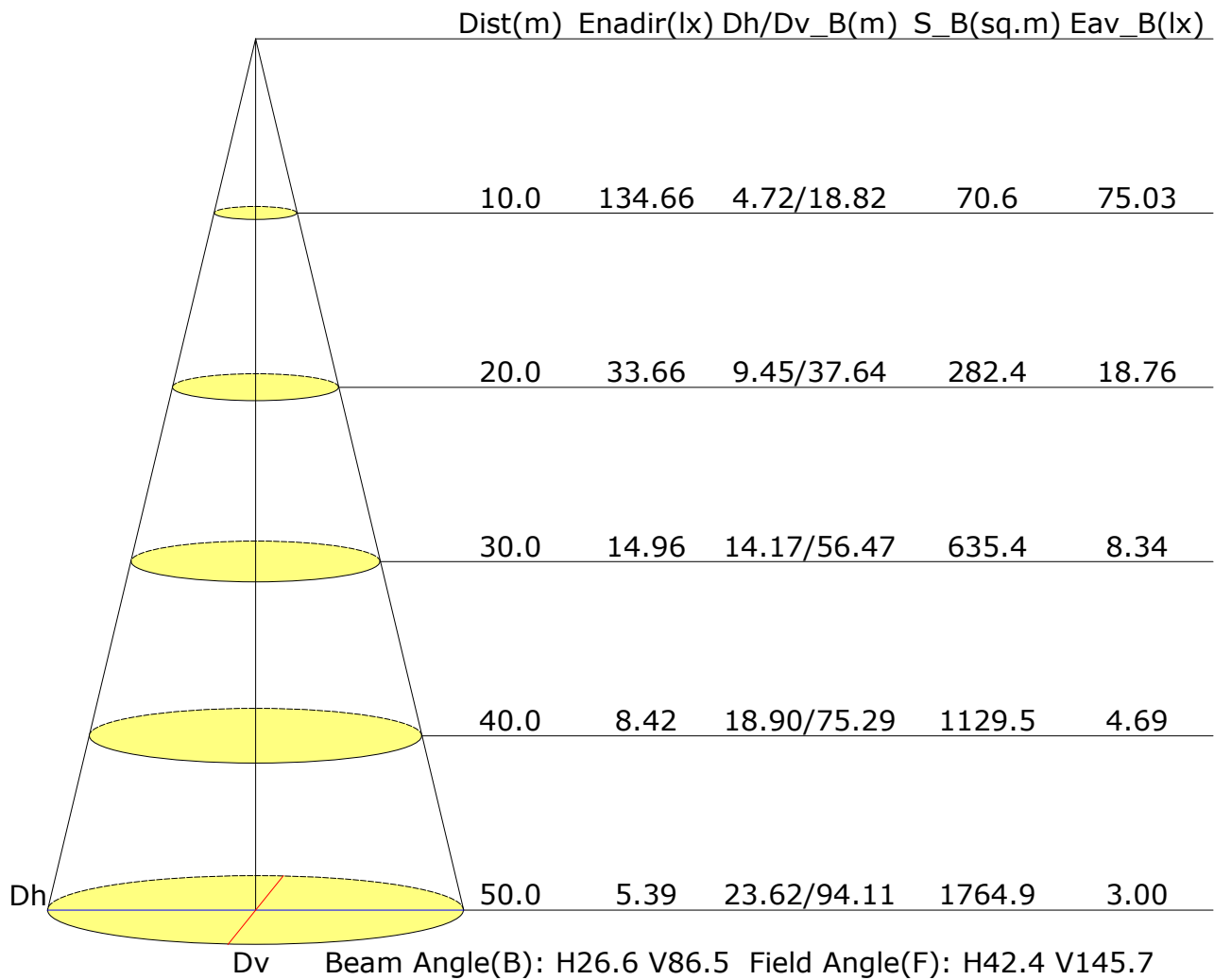
Test Device: LSG-1800B

Distance: 12.606 m

Humidity:

Inspector:

Illuminance at a Distance



C Plane (°):0.0-360.0: 22.5

Test Lab:

Test Type: TYPE C

Temperature:

Operator:

Gamma Plane (°):0.0-180.0:2.0

Test Device: LSG-1800B

Distance: 12.606 m

Humidity:

Inspector: