

Report No.: 1

Test Time: 13.12.2017 09:52

Luminaire Property

Luminaire Manufacturer: FAROS
 Lamp Description: FP 150 5000K 90x90
 Luminous Width (mm): 181
 Current: 0.416 A
 Power Factor: 0.970

Luminous Length (mm): 418
 Voltage: 231.5 V
 Power: 93.57 W

Photometric Results

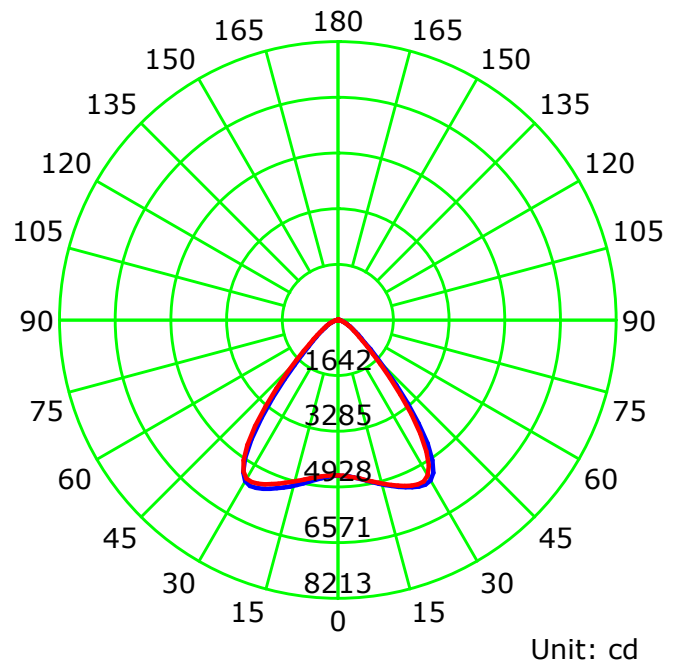
CIE Class: Direct
 Measurement Flux: 11216.8 lm
 Downward Ratio: 100%
 Field Angle(C0/C180,C90/C270,C45/C225,C135/315): 114.5, 115.3, 124.5, 124.6
 Beam Angle(C0/C180,C90/C270,C45/C225,C135/315): 82.1, 82.6, 90.5, 90.5
 Luminaire Efficacy Rating (LER): 119.93
 Max. Intensity: 6571.03 cd
 S/MH(C0/C180): 1.46

Total Rated Lamp Lumens: 11216.8 lm
 Efficiency: 100%
 Upward Ratio: 0%
 Central Intensity: 4594.21 cd
 Pos of Max. Intensity: H225 V34
 S/MH(C90/C270): 1.46

Picture Of Luminaire



Luminous Intensity Distribution Curve

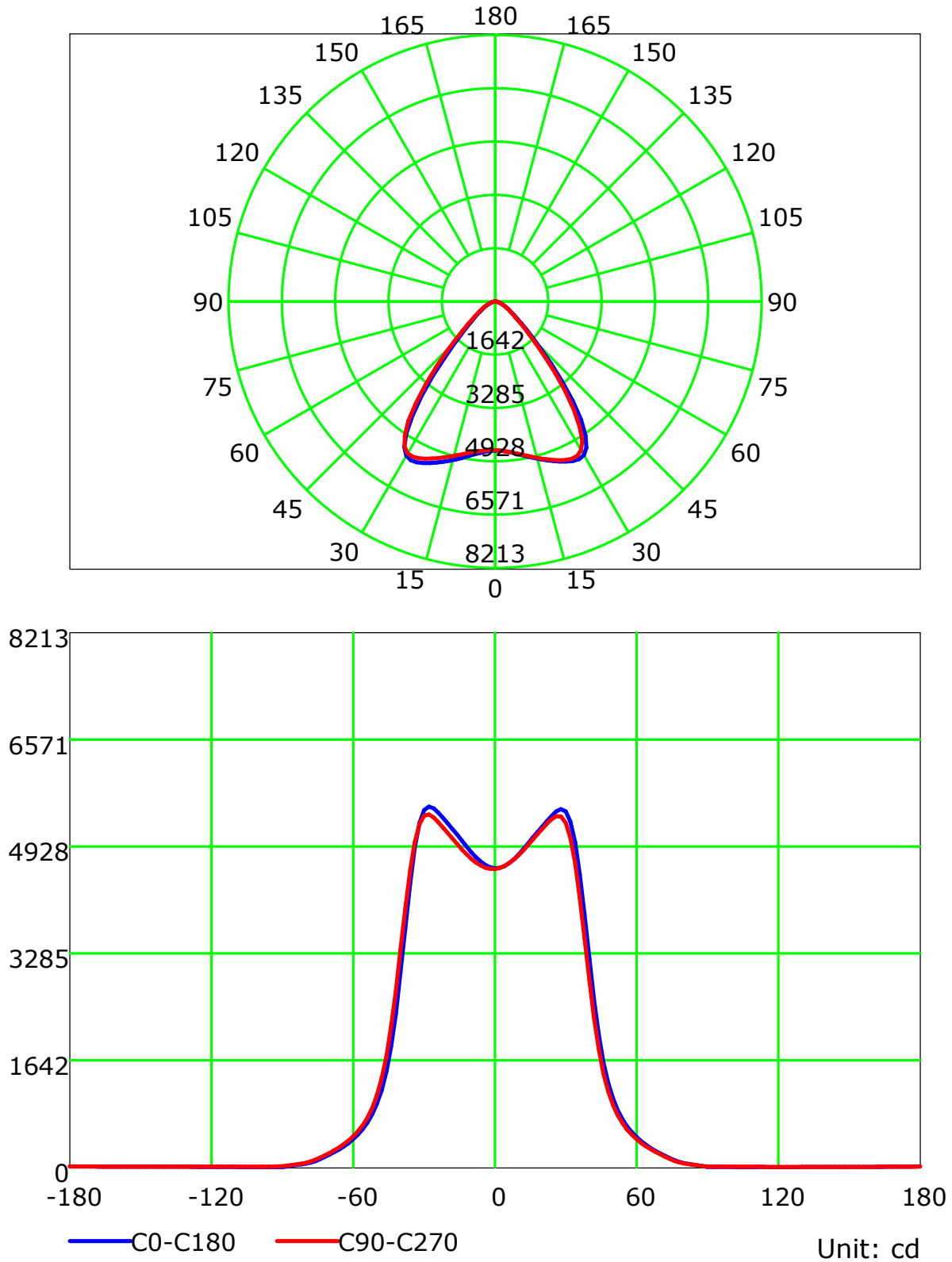


— C0-C180 — C90-C270

C Plane (°):0.0-360.0: 22.5
 Test Lab:
 Test Type: TYPE C
 Temperature:
 Operator:

Gamma Plane (°):0.0-180.0:2.0
 Test Device: LSG-1800B
 Distance: 12.606 m
 Humidity:
 Inspector:

Luminous Intensity Distribution Curve



C Plane (°):0.0-360.0: 22.5

Test Lab:

Test Type: TYPE C

Temperature:

Operator:

Gamma Plane (°):0.0-180.0:2.0

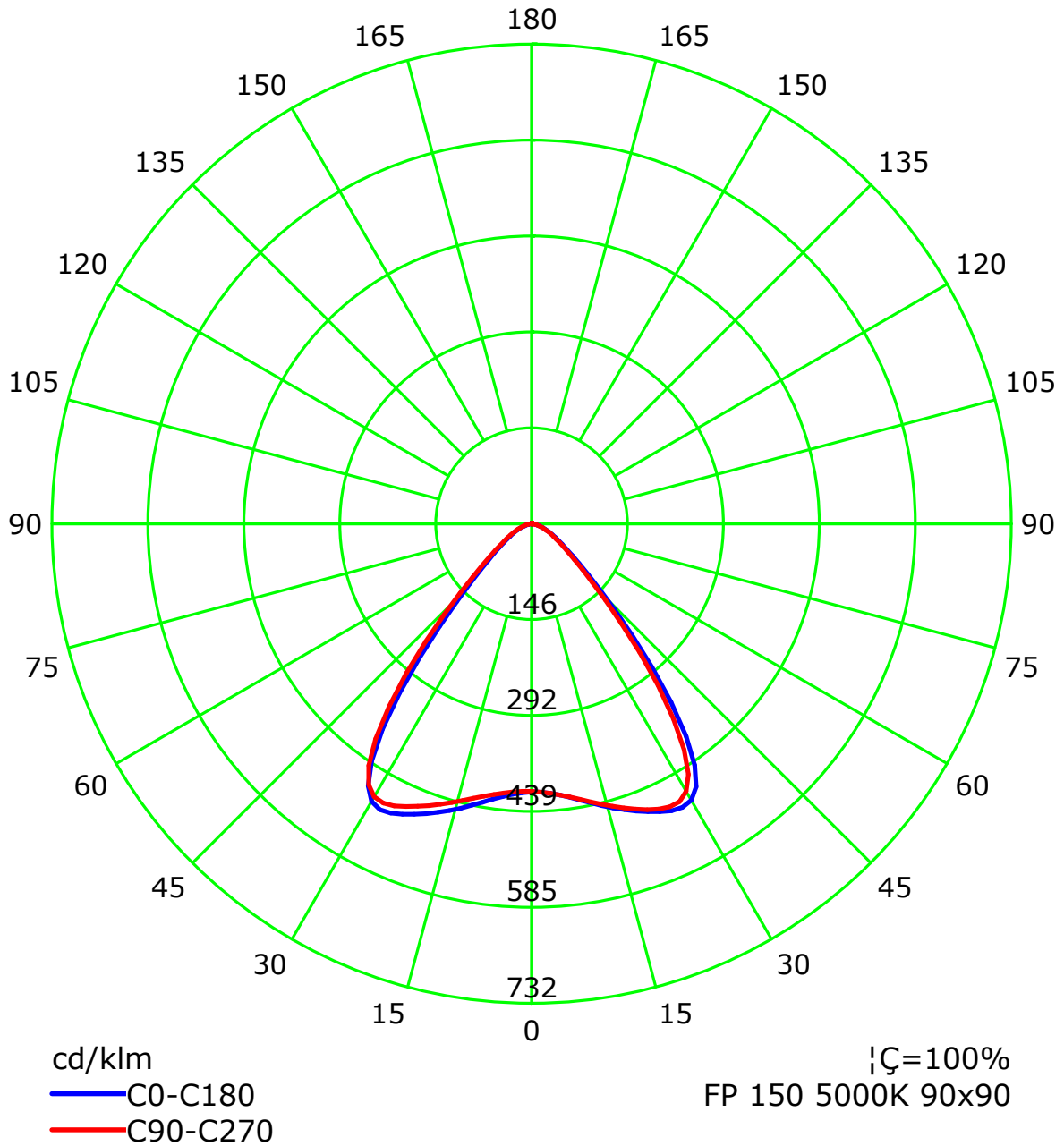
Test Device: LSG-1800B

Distance: 12.606 m

Humidity:

Inspector:

Luminous Intensity Distribution Curve(cd/klm)



C Plane (°):0.0-360.0: 22.5

Test Lab:

Test Type: TYPE C

Temperature:

Operator:

Gamma Plane (°):0.0-180.0:2.0

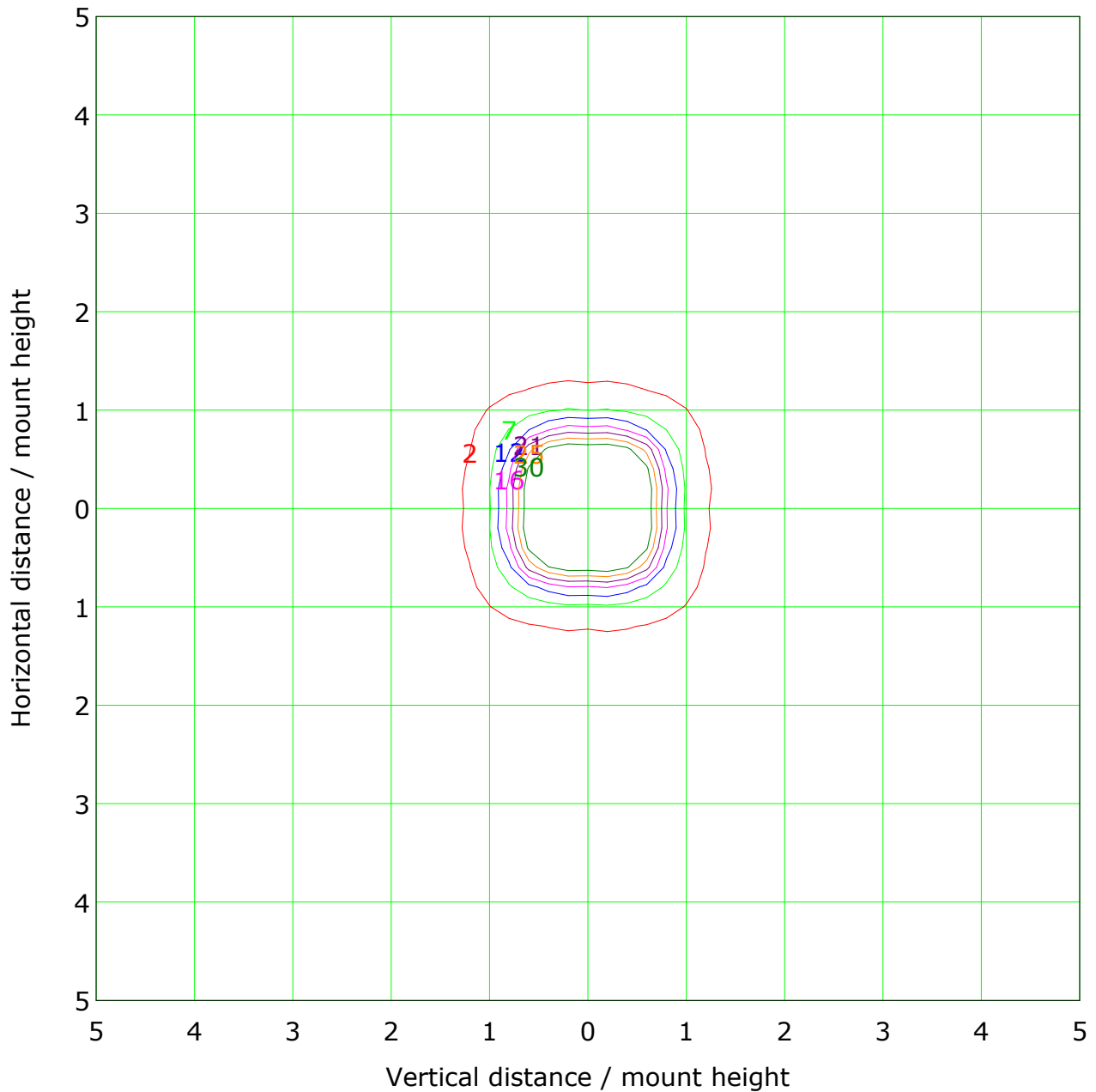
Test Device: LSG-1800B

Distance: 12.606 m

Humidity:

Inspector:

IsoLux Plot



Mounting Height: 10.0m Max Lux(100%): 46.2 lx

(5%): 2.3 lx	(15%): 6.9 lx
(25%): 11.6 lx	(35%): 16.2 lx
(45%): 20.8 lx	(55%): 25.4 lx
(65%): 30.1 lx	

C Plane (°):0.0-360.0: 22.5

Test Lab:

Test Type: TYPE C

Temperature:

Operator:

Gamma Plane (°):0.0-180.0:2.0

Test Device: LSG-1800B

Distance: 12.606 m

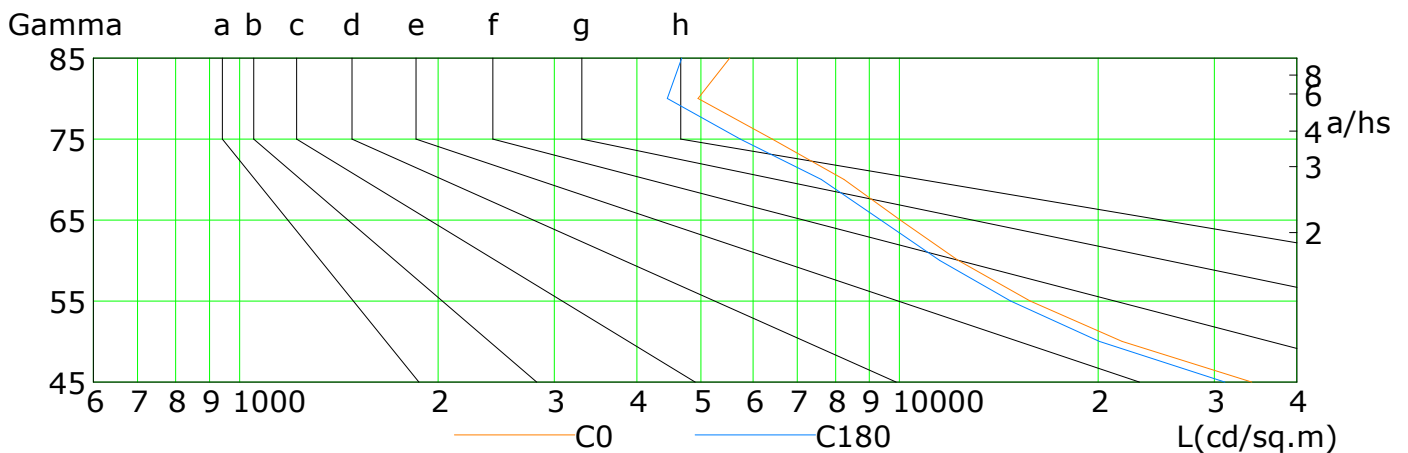
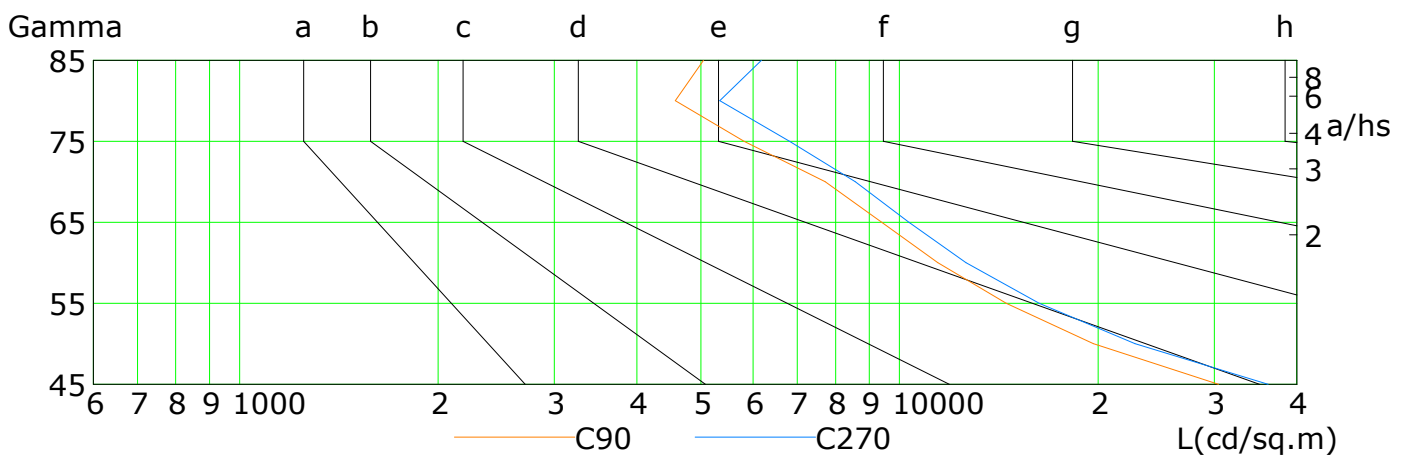
Humidity:

Inspector:

Lum Limit Curve

Dazzle	Quality	Illuminance (lx)							
1.15	A	2000	1000	500	<=300				
1.50	B		2000	1000	500	<=300			
1.85	C			2000	1000	500	<=300		
2.20	D				2000	1000	500	<=300	
2.55	E					2000	1000	500	<=300

a b c d e f g h



L(cd/sq.m)	G45	G50	G55	G60	G65	G70	G75	G80	G85
C0	34172	21748	15779	12282	10024	8235	6417	4951	5530
C90	30447	19667	14516	11432	9400	7716	5817	4573	5046
C180	31124	20089	14737	11502	9369	7613	5737	4449	4678
C270	36205	22740	16287	12607	10334	8566	6816	5340	6179

C Plane (°):0.0-360.0: 22.5

Test Lab:

Test Type: TYPE C

Temperature:

Operator:

Gamma Plane (°):0.0-180.0:2.0

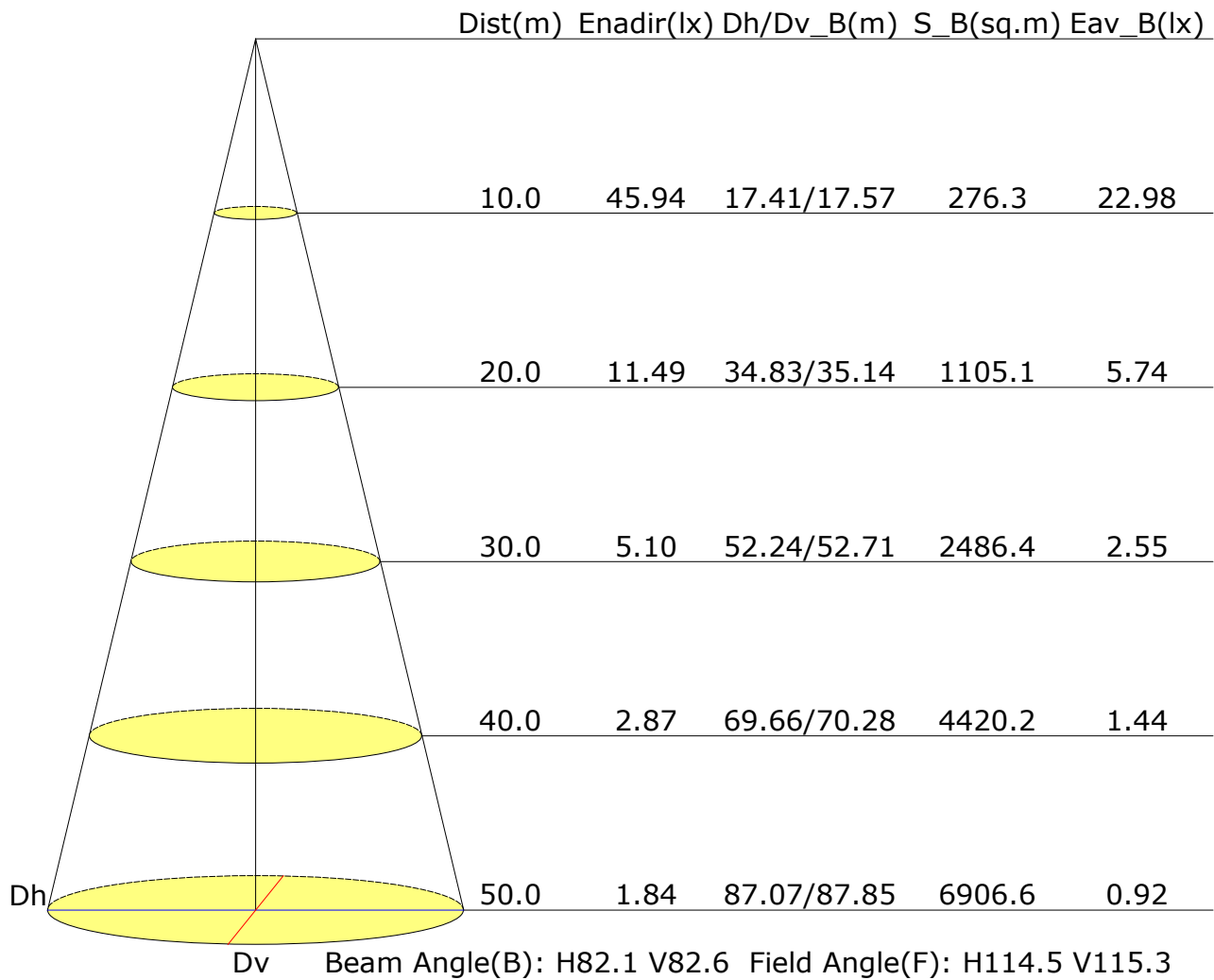
Test Device: LSG-1800B

Distance: 12.606 m

Humidity:

Inspector:

Illuminance at a Distance



C Plane (°):0.0-360.0: 22.5

Test Lab:

Test Type: TYPE C

Temperature:

Operator:

Gamma Plane (°):0.0-180.0:2.0

Test Device: LSG-1800B

Distance: 12.606 m

Humidity:

Inspector: